


**A Daily Prayer Guide for all People Groups  
& Unreached People Groups of the USA**  
**Source: Joshua Project data, [www.joshuaproject.net](http://www.joshuaproject.net)**  
**2018 Western edition**



**A Daily Prayer & Devotional Guide for  
all the People Groups & UPGs of the USA!**

**USA SUMMARY: 488 total People Groups  
84 JP Least Reached = LR-UPG = shaded;**

**Downloaded from [www.joshuaproject.net](http://www.joshuaproject.net) = 3 - 2018**

\* \* \*

**"Prayer is not the only thing we can do,  
but it is the most important thing we can do!"**

\* \* \*

**Let's dream God's dreams, and fulfill God's visions --  
God dreams of all people groups knowing & loving Him!**





\* \* \*

**Luke 10:2, Jesus told them, "The harvest is plentiful,  
but the workers are few. Ask the Lord of the harvest,  
therefore, to send out workers into his harvest field."**




\* \* \*

**Revelation 7:9, "After this I looked and there before me  
was a great multitude that no one could count,  
from every nation, tribe, people and language,  
standing before the throne and in front of the Lamb."**

**USA -- DAILY PRAYER GUIDE FOR ALL PEOPLE GROUPS & UNREACHED PEOPLE GROUPS**





PRAY DAILY:	PEOPLE GROUP NAME:	POPULATION IN THE USA:	% - PERCENT EVANGELICAL:	% - PERCENT CHRISTIAN:	JP-LR:	PRIMARY LANGUAGE:	PRIMARY RELIGION:	PHOTOS OF PEOPLE GROUPS:
1 Jan.	Abnaki-Penobscot	1,300	3%	65%		English	Christianity	
2 Jan.	Acadian, Cajun	27,000	4%	90%		French, Cajun	Christianity	
3 Jan.	Achumawi, Pitt River	1,000	3%	60%		English	Christianity	
4 Jan.	Adyghe	3,500	0%	0%	Y	Adyghe	Islam	
5 Jan.	African-Americans	39,271,000	35%	85%		English	Christianity	
6 Jan.	Afrikaner	13,000	35%	95%		Afrikaans	Christianity	
7 Jan.	Afro-Guyanese	106,000	12%	80%		Guyanese Creole Engl.	Christianity	
8 Jan.	Afro-Seminole	200	2%	90%		Afro-Seminole Creole	Christianity	African-American
9 Jan.	Ahtena, Copper River	600	3%	70%		Ahtena	Christianity	
10 Jan.	Akan	76,000	20%	85%		Akan	Christianity	
11 Jan.	Aklano	24,000	12%	95%		Inakeanon	Christianity	
12 Jan.	Alabama	800	4%	65%		Alabama	Christianity	
13 Jan.	Alaskan Athabascan	17,000	3%	60%		English	Christianity	
14 Jan.	Albanian, Gheg	85,000	0.50%	30%		Albanian, Gheg	Islam	Americans, U.S.
15 Jan.	Albanian, Tosk	45,000	0.50%	30%		Albanian, Tosk	Islam	
16 Jan.	Aleut, Eastern	13,000	4%	65%		Aleut	Christianity	
17 Jan.	Algerian, Arabic	25,000	0%	0%	Y	Arabic, Algerian	Islam	
18 Jan.	Americans, U.S.	187,294,000	33%	81%		English	Christianity	
19 Jan.	Americans, U.S., Spanish	22,628,000	20%	80%		Spanish	Christianity	
20 Jan.	Amerindian, Detribalized	437,000	20%	75%		English	Christianity	
21 Jan.	Amhara, Ethiopian	132,000	6%	85%		Amharic	Christianity	
22 Jan.	Amish	249,000	10%	98%		German, Pennsylvania	Christianity	
23 Jan.	Anglo-Australian	81,000	14.40%	70%		English	Christianity	
24 Jan.	Anglo-Canadian	1,296,000	7.70%	72%		English	Christianity	
25 Jan.	Anglo-Romani	130,000	10%	75%		Angloromani	Christianity	
26 Jan.	Antillean Creole, Papiamentu	900	6%	92%		Papiamentu	Christianity	
27 Jan.	Anuak, Yambo	2,700	8%	85%		Anuak	Christianity	
28 Jan.	Apache, Jicarilla	3,100	3%	60%		Apache, Jicarilla	Christianity	
29 Jan.	Apache, Kiowa	1,500	4%	60%		English	Christianity	
30 Jan.	Apache, Mescalero	3,100	5%	60%		Apache, Mescalero-Chiri	Christianity	Anglo-Canadian

**USA -- DAILY PRAYER GUIDE FOR ALL PEOPLE GROUPS & UNREACHED PEOPLE GROUPS**





PRAY DAILY:	PEOPLE GROUP NAME:	POPULATION IN THE USA:	% - PERCENT EVANGELICAL:	% - PERCENT CHRISTIAN:	JP-LR:	PRIMARY LANGUAGE:	PRIMARY RELIGION:	PHOTOS OF PEOPLE GROUPS:
31 Jan.	Apache, Western	22,000	7%	60%		Apache, Western	Christianity	
1 Feb.	Arab, Egyptian	269,000	4%	40%		Arabic, Egyptian	Islam	
2 Feb.	Arab, Gulf	20,000	2%	4%	Y	Arabic, Gulf	Islam	
3 Feb.	Arab, Iraqi	588,000	0.20%	1.60%	Y	Arabic, Mesopotam	Islam	
4 Feb.	Arab, Jordanian	27,000	0.30%	5%	Y	Arabic, S.Levantine	Islam	
5 Feb.	Arab, Lebanese	3,591,000	0.50%	32%		Arabic, N.Levantine	Islam	
6 Feb.	Arab, Libyan	6,200	2%	3%	Y	Arabic, Libyan	Islam	
7 Feb.	Arab, Moroccan	83,000	1%	2%	Y	Arabic, Moroccan	Islam	
8 Feb.	Arab, Omani	1,000	1.50%	3%	Y	Arabic, Omani	Islam	
9 Feb.	Arab, Palestinian	114,000	5%	60%		Arabic, S.Levantine	Christianity	
10 Feb.	Arab, Saudi - Hijazi	5,800	0%	0%	Y	Arabic, Hijazi	Islam	
11 Feb.	Arab, Saudi - Najdi	5,800	0%	0%	Y	Arabic, Najdi	Islam	
12 Feb.	Arab, Sudanese	1,300	0.80%	2%	Y	Arabic, Sudanese	Islam	
13 Feb.	Arab, Syrian	169,000	0.10%	8%		Arabic, N.Levantine	Islam	
14 Feb.	Arab, Tunisian	7,400	1%	2%	Y	Arabic, S.Levantine	Islam	
15 Feb.	Arab, Yemeni	5,200	0%	0%	Y	Arabic, Taizzi-Adeni	Islam	
16 Feb.	Arapaho	8,500	7%	65%		English	Christianity	
17 Feb.	Arawak	3,000	3%	65%		Arawak	Christianity	
18 Feb.	Argentinian, White	146,000	11%	94%		Spanish	Christianity	
19 Feb.	Arikara	3,300	4%	60%		English	Christianity	
20 Feb.	Armenian	221,000	8.70%	94%		Armenian	Christianity	
21 Feb.	Assiniboin	2,300	17%	70%		Assiniboine	Christianity	
22 Feb.	Assyrian	67,000	3%	99%		Assyrian Neo-Aramaic	Christianity	
23 Feb.	Atsugewi	400	1%	40%		English	Ethnic Religions	
24 Feb.	Austrian, Bavarian	1,127,000	0.50%	83%		Bavarian	Christianity	
25 Feb.	Azande	12,000	30%	96%		Zande	Christianity	
26 Feb.	Azerbaijani	6,500	0.60%	1%	Y	Azerbaijani, North	Islam	
27 Feb.	Azerbaijani, Azeri Turk	1,300	1%	2%	Y	Azerbaijani, South	Islam	
28 Feb.	Baggara, Shuwa Arab	2,300	0.50%	5%	Y	Arabic, Chadian	Islam	
1 Mar.	Bahamian	27,000	35%	92%		English	Christianity	







**USA -- DAILY PRAYER GUIDE FOR ALL PEOPLE GROUPS & UNREACHED PEOPLE GROUPS**

PRAY DAILY:	PEOPLE GROUP NAME:	POPULATION IN THE USA:	% - PERCENT EVANGELICAL:	% - PERCENT CHRISTIAN:	JP-LR:	PRIMARY LANGUAGE:	PRIMARY RELIGION:	PHOTOS OF PEOPLE GROUPS:
2 Mar.	Balkar	600	0%	0%	Y	Karachay-Balkar	Islam	
3 Mar.	Bambara	5,400	1.50%	7%		Bamanankan	Islam	
4 Mar.	Barbadian	46,000	30%	98%		English	Christianity	
5 Mar.	Bari	3,900	7%	96%		Bari	Christianity	
6 Mar.	Basque	80,000	2%	70%		Basque	Christianity	
7 Mar.	Belarusian	783,000	1.30%	71%		Belarusian	Christianity	
8 Mar.	Belize Creole	43,000	18.80%	84%		Belize Kriol English	Christianity	Belarusian
9 Mar.	Bikol, Central	600	15%	99%		Bikol, Central	Christianity	
10 Mar.	Bisaya, Sabah	14,000	0%	0%	Y	Bisaya, Sabah	Islam	
11 Mar.	Black Carib, Garifuna	70,000	4%	70%		Garifuna	Christianity	
12 Mar.	Black Creole, Gullah	287,000	12%	95%		Sealsland Creole Engl.	Christianity	
13 Mar.	Blackfoot	31,000	18%	60%		Blackfoot	Christianity	
14 Mar.	Bolivian, Mestizo	108,000	16.20%	91%		Spanish	Christianity	
15 Mar.	Bosniak	114,000	0.10%	2%	Y	Bosnian	Islam	British
16 Mar.	Brazilian, White	289,000	28%	90%		Portuguese	Christianity	
17 Mar.	British	735,000	9%	60%		English	Christianity	
18 Mar.	Brunei Malay, Kedayan	700	0%	1%	Y	Brunei	Islam	
19 Mar.	Bulgarian	294,000	1.90%	80%		Bulgarian	Christianity	
20 Mar.	Burmese	96,000	0.30%	1%	Y	Burmese	Buddhism	
21 Mar.	Caddo	50	5%	70%		Caddo	Christianity	
22 Mar.	Cahuilla	900	5%	60%		Cahuilla	Christianity	
23 Mar.	Cakchiquel, Central	4,100	32%	96%		Kaqchikel	Christianity	
24 Mar.	Cape Verdean	434,000	6.60%	95%		English	Christianity	
25 Mar.	Carib, Galibi	4,700	2%	65%		Carib	Christianity	
26 Mar.	Caribbean, other	154,000	11%	90%		English	Christianity	
27 Mar.	Carolinian	200	10%	95%		Carolinian	Christianity	
28 Mar.	Catalonian	700	2%	90%		Catalan	Christianity	Cape Verdean
29 Mar.	Catawba	700	5%	65%		English	Christianity	
30 Mar.	Cayuga	50	9%	90%		Cayuga	Christianity	
31 Mar.	Cebuano	5,300	5%	85%		Cebuano	Christianity	





**USA -- DAILY PRAYER GUIDE FOR ALL PEOPLE GROUPS & UNREACHED PEOPLE GROUPS**

PRAY DAILY:	PEOPLE GROUP NAME:	POPULATION IN THE USA:	% - PERCENT EVANGELICAL:	% - PERCENT CHRISTIAN:	JP-LR:	PRIMARY LANGUAGE:	PRIMARY RELIGION:	PHOTOS OF PEOPLE GROUPS:
1 Apr.	Central American, Mestizo	4,080,000	20%	95%		Spanish	Christianity	
2 Apr.	Ch'ol, Tumbala	2,000	32%	95%		Chol	Christianity	
3 Apr.	Chaldean	1,500	1%	90%		Chaldean Neo-Aramaic	Christianity	
4 Apr.	Cham, Eastern	900	1.50%	5%	Y	Cham, Eastern	Hinduism	
5 Apr.	Cham, Western	3,300	0.10%	1%	Y	Cham, Western	Islam	
6 Apr.	Chamorro	15,000	16%	95%		Chamorro	Christianity	
7 Apr.	Chehalis	300	1%	60%		English	Christianity	Cent. Amer., Mestizo
8 Apr.	Cherokee	302,000	5%	65%		Cherokee	Christianity	
9 Apr.	Chetco	100	15%	65%		English	Christianity	
10 Apr.	Cheyenne	12,000	7%	65%		Cheyenne	Christianity	
11 Apr.	Chikasaw	30,000	4%	65%		Chickasaw	Christianity	
12 Apr.	Chilean	134,000	8%	90%		Spanish	Christianity	
13 Apr.	Chinook Wawa	200	3%	60%		English	Christianity	
14 Apr.	Chippewa	118,000	4%	60%		Chippewa	Christianity	Chilean
15 Apr.	Chitimacha	300	1%	30%		English	Ethnic Religions	
16 Apr.	Choctaw	111,000	8%	65%		Choctaw	Christianity	
17 Apr.	Chumash	3,600	2%	30%		English	Ethnic Religions	
18 Apr.	Clallam	3,100	4%	55%		English	Christianity	
19 Apr.	Cocopa	700	4%	65%		Cocopa	Christianity	
20 Apr.	Coeur d'Alene	1,100	4%	58%		English	Christianity	
21 Apr.	Colombian, Mestizo	958,000	7%	96%		Spanish	Christianity	
22 Apr.	Columbia River Sahaptin	1,100	4%	65%		Umatilla	Christianity	
23 Apr.	Columbia-Wenatchi	300	5%	60%		Columbia-Wenatchi	Christianity	
24 Apr.	Colville	8,500	3%	60%		English	Christianity	
25 Apr.	Comanche	13,000	8%	65%		Comanche	Christianity	
26 Apr.	Coos, Hanis	300	3%	60%		English	Christianity	
27 Apr.	Cora	500	1%	90%		Cora, El Nayar	Christianity	
28 Apr.	Corsican	130,000	0.50%	85%		Corsican	Christianity	
29 Apr.	Costa Rican	133,000	15%	96%		Spanish	Christianity	
30 Apr.	Cowlitz	200	2%	55%		English	Christianity	Colombian, Mestizo

**USA -- DAILY PRAYER GUIDE FOR ALL PEOPLE GROUPS & UNREACHED PEOPLE GROUPS**





PRAY DAILY:	PEOPLE GROUP NAME:	POPULATION IN THE USA:	% - PERCENT EVANGELICAL:	% - PERCENT CHRISTIAN:	JP-LR:	PRIMARY LANGUAGE:	PRIMARY RELIGION:	PHOTOS OF PEOPLE GROUPS:
1 May.	Cree, French	80	5%	70%		Michif	Christianity	
2 May.	Cree, Plains	1,800	10%	65%		Cree, Plains	Christianity	
3 May.	Creek, Muskogee	52,000	6%	65%		Muskogee	Christianity	
4 May.	Crioulo, Upper Guinea	169,000	6%	60%		Crioulo, Upper Guinea	Christianity	
5 May.	Croat	200,000	0.40%	92%		Croatian	Christianity	
6 May.	Crow	11,000	9%	65%		Crow	Christianity	
7 May.	Cuban	1,736,000	8.80%	57%		Spanish	Christianity	
8 May.	Cupeno	700	4%	55%		English	Christianity	Croat
9 May.	Curripaco	200	13%	65%		Curripaco	Christianity	
10 May.	Cypriots, Greek	9,200	1%	90%		Greek	Christianity	
11 May.	Cypriots, Turkish	1,500	0%	0%	Y	Turkish	Islam	
12 May.	Czech	78,000	0.70%	26%		Czech	Non-Religious	
13 May.	Dakota, Sioux	118,000	6%	60%		Dakota	Christianity	
14 May.	Danish	32,000	3.50%	85%		Danish	Christianity	
15 May.	Deaf	?	15%	77%		American Sign Lang.	Christianity	
16 May.	Degexit'an, Ingalik	300	1.50%	65%		Degexit'an	Christianity	Cuban
17 May.	Delaware	8,300	3%	60%		English	Christianity	
18 May.	Detribalized Pidgen	2,800	25%	55%		Pidgin, Nigerian	Christianity	
19 May.	Dominicans	1,425,000	9.10%	94%		Spanish	Christianity	
20 May.	Druze	1,100	0.50%	1.50%	Y	Arabic, N. Levantine	Druze	
21 May.	Dutch	141,000	4.30%	47%		Dutch	Non-Religious	
22 May.	Ecuadorian, Mestizo	348,000	9%	94%		Spanish	Christianity	
23 May.	Efik	4,500	4%	70%		Efik	Christianity	
24 May.	Eskimo, Creole	3,200	0.50%	20%		English	Ethnic Religions	
25 May.	Eskimo, Inupiatun NW Alaska	26,000	2%	70%		Inupiatun, NW Alaska	Christianity	
26 May.	Eskimo, North Alaskan	7,500	3%	45%		Inupiatun, N. Alaskan	Ethnic Religions	
27 May.	Eskimo, Saint Lawrence Isl.	3,100	2%	18%		Yupik, Cent. Siberian	Ethnic Religions	
28 May.	Eskimo, W.-Central Yupik	25,000	2%	50%		Yupik, Central	Christianity	
29 May.	Estonian	5,400	4.90%	45%		Estonian, Standard	Non-Religious	
30 May.	Ewe	3,300	30%	93%		Ewe	Christianity	

**USA -- DAILY PRAYER GUIDE FOR ALL PEOPLE GROUPS & UNREACHED PEOPLE GROUPS**






PRAY DAILY:	PEOPLE GROUP NAME:	POPULATION IN THE USA:	% - PERCENT EVANGELICAL:	% - PERCENT CHRISTIAN:	JP-LR:	PRIMARY LANGUAGE:	PRIMARY RELIGION:	PHOTOS OF PEOPLE GROUPS:
31 May.	Fall Indian, Atsina	1,700	3%	55%		English	Christianity	
1 Jun.	Fijian	26,000	25%	65%		Fijian	Christianity	
2 Jun.	Filipino, Tagalog	2,691,000	12.30%	92%		Tagalog	Christianity	
3 Jun.	Finnish	40,000	12.10%	84%		Finnish	Christianity	
4 Jun.	Flathead-Kalispel	8,100	6%	60%		English	Christianity	
5 Jun.	Fleming	18,000	1%	62%		Vlaams	Christianity	
6 Jun.	French	1,804,000	1%	61%		French	Christianity	
7 Jun.	French-Canadian	2,824,000	0.80%	65%		French	Christianity	Filipino, Tagalog
8 Jun.	Frisian	49,000	3%	60%		Frisian	Christianity	
9 Jun.	Frisian, Northern	500	0.90%	65%		Frisian, Northern	Christianity	
10 Jun.	Fula Jalon	8,100	0.20%	0.50%	Y	Pular	Islam	
11 Jun.	Fulani, Adamawa	12,000	0%	0%	Y	Fulfulde, Adamawa	Islam	
12 Jun.	Fulani, Fouta Tooro	6,000	0.40%	0.60%	Y	Pulaar	Islam	
13 Jun.	Ganda, Luganda	8,200	24%	70%		Ganda	Christianity	
14 Jun.	Georgian	900	1.50%	79%		Georgian	Christianity	
15 Jun.	German	1,562,000	2.10%	64%		German, Standard	Christianity	French-Canadian
16 Jun.	Greek	399,000	0.40%	91%		Greek	Christianity	
17 Jun.	Guadeloupean CreoleFrench	19,000	6%	95%		GuadeloupeanCreoleFre	Christianity	
18 Jun.	Guamian	93,000	14.20%	97%		English	Christianity	
19 Jun.	Guatemalan White	560,000	24%	96%		Spanish	Christianity	
20 Jun.	Gujar, Hindu	253,000	0%	0%	Y	Gujarati	Hinduism	
21 Jun.	Gwich'in, Kutchin	1,100	3%	65%		Gwich'in	Christianity	German
22 Jun.	Haida	700	10%	70%		English	Christianity	
23 Jun.	Haitian	1,005,000	16%	95%		Haitian Creole	Christianity	
24 Jun.	Halkomelem	6,300	8%	80%		Halkomelem	Christianity	
25 Jun.	Han Chinese, Cantonese	284,000	6%	9%		Chinese, Yue	Non-Religious	
26 Jun.	Han Chinese, Mandarin	1,855,000	5.70%	10%		English	Non-Religious	
27 Jun.	Han Chinese, Min Dong	2,700	7%	12%		Chinese, Min Dong	Non-Religious	
28 Jun.	Han Chinese, Min Nan	89,000	6%	9%		Chinese, Min Nan	Non-Religious	
29 Jun.	Han Chinese, Wu	1,900	5%	7%		Chinese, Wu	Non-Religious	











**USA -- DAILY PRAYER GUIDE FOR ALL PEOPLE GROUPS & UNREACHED PEOPLE GROUPS**

PRAY DAILY:	PEOPLE GROUP NAME:	POPULATION IN THE USA:	% - PERCENT EVANGELICAL:	% - PERCENT CHRISTIAN:	JP-LR:	PRIMARY LANGUAGE:	PRIMARY RELIGION:	PHOTOS OF PEOPLE GROUPS:	
30 Jun.	Han Chinese, Xiang	44,000	6%	9%		Chinese, Xiang	Non-Religious		
1 Jul.	Han, Moosehide	300	4%	55%		English	Christianity		
2 Jul.	Hawai'i, Creole	607,000	5%	70%		Hawai'i Pidgin	Christianity		
3 Jul.	Hawaiian	27,000	25%	74%		English	Christianity		
4 Jul.	Hidatsa	500	2%	65%		Hidatsa	Christianity		
5 Jul.	Hmong Daw	181,000	3%	35%		Hmong Daw	Ethnic Religions		
6 Jul.	Hmong Njua	111,000	1%	7%		Hmong Njua	Ethnic Religions		
7 Jul.	Holikachuk	200	4%	60%		English	Christianity		
8 Jul.	Honduran	260,000	20%	96%		Spanish	Christianity		Hmong Daw
9 Jul.	Hopi, Hopitu-Shinumu	14,000	9%	65%		Hopi	Christianity		
10 Jul.	Houma, Half-Choctaw	8,500	7%	60%		English	Christianity		
11 Jul.	Hungarian	101,000	2.80%	88%		Hungarian	Christianity		
12 Jul.	Hupa	1,500	4%	55%		English	Christianity		
13 Jul.	Hutterite	13,000	20%	100%		Hutterisch	Christianity		
14 Jul.	Hutu, Rundi	9,700	25%	92%		French	Christianity		
15 Jul.	Hutu, Rwandese	2,800	22%	90%		Kinyarwanda	Christianity		
16 Jul.	Icelander	53,000	3.80%	91%		Icelandic	Christianity	Hutterite	
17 Jul.	Igbo	223,000	35%	98%		Igbo	Christianity		
18 Jul.	Ilocano	81,000	17%	99%		Ilocano	Christianity		
19 Jul.	Indonesian	69,000	5.60%	16%		Indonesian	Islam		
20 Jul.	Iowa	1,300	5%	60%		English	Christianity		
21 Jul.	Irish	3,241,000	1.50%	92%		English	Christianity		
22 Jul.	Irish Traveller, Shelta	400	3%	90%		English	Christianity		Italian
23 Jul.	Irish, Gaelic	25,000	1%	93%		Irish	Christianity		
24 Jul.	Iroquois	43,000	3%	60%		English	Christianity		
25 Jul.	Italian	1,114,000	1.10%	82%		Italian	Christianity		
26 Jul.	Iu Mien	18,000	7%	10%		Iu Mien	Ethnic Religions		
28 Jul.	Jacalteco	1,000	4%	88%		Jakalteco	Christianity		
29 Jul.	Jamaicans	163,000	28%	83%		English	Christianity		
30 Jul.	Japanese	830,000	0.50%	1.50%	Y	Japanese	Buddhism		Japanese











**USA -- DAILY PRAYER GUIDE FOR ALL PEOPLE GROUPS & UNREACHED PEOPLE GROUPS**

PRAY DAILY:	PEOPLE GROUP NAME:	POPULATION IN THE USA:	% - PERCENT EVANGELICAL:	% - PERCENT CHRISTIAN:	JP-LR:	PRIMARY LANGUAGE:	PRIMARY RELIGION:	PHOTOS OF PEOPLE GROUPS:
31 Jul.	Jemez	2,100	10%	90%		Jemez	Christianity	
1 Aug.	Jew, Bukharic	36,000	0%	0%	Y	Bukharic	Judaism	
2 Aug.	Jew, Eastern Yiddish	195,000	0.10%	0.50%	Y	Yiddish, Eastern	Judaism	
3 Aug.	Jew, English	5,223,000	1.60%	2.70%	Y	English	Judaism	
4 Aug.	Jew, Israeli	212,000	0.10%	0.30%	Y	Hebrew	Judaism	
5 Aug.	Jew, Russian	108,000	0.10%	0.50%	Y	Russian	Judaism	
6 Aug.	Jula, Dyula	5,400	1%	2%	Y	Jula	Islam	
7 Aug.	Jur Modo	1,900	6%	15%		Jur Modo	Ethnic Religions	
8 Aug.	Kabardian	3,700	0%	0%	Y	Kabardian	Islam	Jew, English
9 Aug.	Kalmyk-Oirat, W.Mongul	1,000	0%	1%	Y	Kalmyk-Oirat	Buddhism	
10 Aug.	Kanjobal, Eastern	81,000	12%	92%		Q'anjob'al	Christianity	
11 Aug.	Kansa	1,700	2%	60%		English	Christianity	
12 Aug.	Karok	200	2%	50%		Karok	Christianity	
13 Aug.	Kashaya	50	3%	20%		Kashaya	Ethnic Religions	
14 Aug.	Kato	100	5%	58%		English	Christianity	
15 Aug.	Kawaiisu	200	6%	60%		English	Christianity	
16 Aug.	Kazakh	2,100	0.30%	0.50%	Y	Kazakh	Islam	Jew, Israeli
17 Aug.	Keres, Eastern	8,800	6%	60%		Keres, Eastern	Christianity	
18 Aug.	Keres, Western	12,000	6%	65%		Keres, Western	Christianity	
19 Aug.	Khmer, Cambodian	252,000	1.60%	3%	Y	Khmer	Buddhism	Khmer, Cambodian
20 Aug.	Khmu	8,800	20%	40%		Khmu	Ethnic Religions	
21 Aug.	Khuen	2,700	0.10%	2%	Y	Khuen	Buddhism	
22 Aug.	Kiche, Central	5,100	23%	98%		K'iche'	Christianity	
23 Aug.	Kickapoo	800	3%	70%		Kickapoo	Christianity	
24 Aug.	Kiowa	10,000	7%	60%		Kiowa	Christianity	
25 Aug.	Kitsai	2,000	2%	60%		English	Christianity	
26 Aug.	Klamath-Modoc	200	6%	55%		English	Christianity	
27 Aug.	Koasati	200	3%	65%		Koasati	Christianity	
28 Aug.	Korean	1,492,000	16.80%	35%		Korean	Christianity	
29 Aug.	Kosraen	700	2%	60%		Kosraean	Christianity	






**USA -- DAILY PRAYER GUIDE FOR ALL PEOPLE GROUPS & UNREACHED PEOPLE GROUPS**

PRAY DAILY:	PEOPLE GROUP NAME:	POPULATION IN THE USA:	% - PERCENT EVANGELICAL:	% - PERCENT CHRISTIAN:	JP-LR:	PRIMARY LANGUAGE:	PRIMARY RELIGION:	PHOTOS OF PEOPLE GROUPS:
30 Aug.	Koyukon	2,800	6%	75%		Koyukon	Christianity	
	Kpelle, Liberia	45,000	18%	55%		English	Christianity	
31 Aug.	Krio, Creole	4,900	4%	80%		Krio	Christianity	
	Kumiai	90	2%	70%		Kumiai	Christianity	
1 Sep.	Kurd, Central	8,900	0%	0%	Y	Kurdish, Central	Islam	
	Kurd, Kurmanji	52,000	0%	0%	Y	Kurdish, Northern	Islam	
2 Sep.	Kutenai	500	2%	65%		Kutenai	Christianity	Kurd, Kurmanji
	Kwakiutl	300	15%	96%		Kwakiutl	Christianity	
3 Sep.	Lahu Shi	2,200	0.50%	20%		Lahu Shi	Buddhism	
	Lakota	53,000	1.50%	60%		Lakota	Christianity	
4 Sep.	Lao	207,000	0.50%	4%	Y	Lao	Buddhism	
	Latvian	18,000	7%	60%		Latvian, Standard	Christianity	
5 Sep.	Laven, Boloven	36,000	0%	0%	Y	Laven	Ethnic Religions	
	Lingala	5,300	24%	90%		Lingala	Christianity	
6 Sep.	Lithuanian	39,000	1.10%	85%		Lithuanian	Christianity	Lakota
	Louisiana Creole French	4,570,000	4%	90%		Louisiana Creole	Christianity	
7 Sep.	Lower Chinook	400	4%	50%		English	Christianity	
	Luba-Lulua	5,800	19%	86%		Luba-Kasai	Christianity	
8 Sep.	Luiseno	2,500	3%	65%		English	Christianity	
	Lumbee	65,000	3%	60%		English	Christianity	
9 Sep.	Luo	1,800	50%	97%		Dholuo	Christianity	
	Lushootseed	18,000	3%	75%		English	Christianity	Lao
10 Sep.	Macedonian	19,000	0.20%	66%		Macedonian	Christianity	
	Maidu, Northwest	200	6%	35%		English	Ethnic Religions	
11 Sep.	Makah	2,500	4%	75%		English	Christianity	
	Malagasy	900	1%	60%		Malagasy, Plateau	Christianity	
12 Sep.	Malay	20,000	0.10%	1%	Y	Malay	Islam	
	Malayali	84,000	0.40%	8%		Malayalam	Hinduism	
13 Sep.	Maltese	52,000	1.30%	97%		Maltese	Christianity	
	Mam	2,500	14%	94%		Mam	Christianity	Malayali
14 Sep.	Mandaean	1900	0.1	2	Y	Mandaic	Mandaean	















**USA -- DAILY PRAYER GUIDE FOR ALL PEOPLE GROUPS & UNREACHED PEOPLE GROUPS**

PRAY DAILY:	PEOPLE GROUP NAME:	POPULATION IN THE USA:	% - PERCENT EVANGELICAL:	% - PERCENT CHRISTIAN:	JP-LR:	PRIMARY LANGUAGE:	PRIMARY RELIGION:	PHOTOS OF PEOPLE GROUPS:
15 Sep.	Mandan	500	5%	55%		English	Christianity	
	Mandingo, Mandinka	2,700	1%	2%	Y	Mandinka	Islam	
	Maninka, Eastern	12,000	0.05%	0.50%	Y	Maninkakan, East.	Islam	
16 Sep.	Maninka, Western	5,400	4%	85%		Maninkakan, West.	Christianity	
	Maori, New Zealanders	700	20%	70%		Maori	Christianity	
17 Sep.	Marathi	35,000	0%	1%	Y	Marathi	Hinduism	
	Maricopa	900	4%	65%		Maricopa	Christianity	
18 Sep.	Marquesan, North	200	1%	85%		Marquesan, North	Christianity	
	Marshallese	21,000	44%	97%		Marshallese	Christianity	
19 Sep.	Maya, Yucatan	9,500	20%	65%		Maya, Yucatec	Christianity	
	Mende	6,600	0.50%	15%		Mende	Islam	
20 Sep.	Mennonites	15,000	10%	88%		Plautdietsch	Christianity	
	Menominee	8,800	3%	70%		Menominee	Christianity	
21 Sep.	Mexican Creole, Tirilone	162,000	1%	99%		Spanish	Christianity	
	Miami	2,900	1%	30%		English	Ethnic Religions	
22 Sep.	Micmac	7,400	12%	65%		Mi'kmaq	Christianity	
	Midway Islanders	2600	6%	85%		English	Christianity	
23 Sep.	Mikasuki Seminole	16,000	5%	65%		Mikasuki	Christianity	
	Miwok	500	2%	65%		English	Christianity	
24 Sep.	Mixteco, Metlatonoc	1,500	2%	94%		Mixtec, Metlatonoc	Christianity	
	Mixteco, Silacayoapan	600	9%	96%		Mixtec, Silacayoapan	Christianity	
25 Sep.	Mixteco, Tjaltepec	500	2%	92%		Mixtec, Tjaltepec	Christianity	
	Mohave	2,200	5%	65%		Mohave	Christianity	
26 Sep.	Mohawk	7,200	12%	65%		Mohawk	Christianity	
	Mohegan-Montauk-Narraganset	2,100	3	70%		English	Christianity	
27 Sep.	Mokilese	100	2%	60%		Mokilese	Christianity	
	Moldavian	23,000	5%	75%		Romanian	Christianity	
28 Sep.	Mongol, Khalka	15,000	1.20%	2%	Y	Mongolian, Halh	Buddhism	
	Mongolian, Peripheral	3,600	2%	3%	Y	Mongolian,Peripheral	Buddhism	
29 Sep.	Mono	1,100	2%	65%		Mono	Christianity	
	Mono, Alu	100	1%	50%		Mono	Christianity	Mongolian, Khalka





**USA -- DAILY PRAYER GUIDE FOR ALL PEOPLE GROUPS & UNREACHED PEOPLE GROUPS**

PRAY DAILY:	PEOPLE GROUP NAME:	POPULATION IN THE USA:	% - PERCENT EVANGELICAL:	% - PERCENT CHRISTIAN:	JP-LR:	PRIMARY LANGUAGE:	PRIMARY RELIGION:	PHOTOS OF PEOPLE GROUPS:
30 Sep.	Montserratans	4,500	22%	96%		Antigua/Barbuda Creole	Christianity	
	Moor	2,600	1%	4%	Y	Hassaniyya	Islam	
1 Oct.	Moru	2,700	8%	75%		Moru	Christianity	
	Mossi	1,100	12%	55%		Moore	Christianity	
2 Oct.	Motilone, Bari	1,000	25%	75%		Bari	Christianity	
	Munda	500	0.50%	15%		Munda	Ethnic Religions	
3 Oct.	Nahuatl, SE. Puebla	2,500	2%	96%		Nahuatl, SE Puebla	Christianity	
	Nahuatl, Tenango	4,500	1%	95%		Nahuatl, Zacatlan-Ahuac	Christianity	
4 Oct.	Nanticoke	600	4%	60%		English	Christianity	
	Navaho	301,000	3%	60%		Navajo	Christianity	
5 Oct.	Neo-Melanesian Papuan	1,200	22%	95%		Tok Pisin	Christianity	
	Nepali, general	56,000	2.80%	3%		Nepali	Hinduism	
6 Oct.	Nez Perce	700	5%	60%		Nez Perce	Christianity	
	Nicaraguan, Mestizo	257,000	28%	97%		Spanish	Christianity	
7 Oct.	Nooksack	1,900	4%	60%		English	Christianity	
	Norwegian	44,000	8.40%	91%		Norwegian	Christianity	
8 Oct.	Nuer, Naath	17,000	8%	30%		Nuer	Ethnic Religions	
	Nyanja	1,800	22%	85%		English	Christianity	
9 Oct.	Okanagon	300	10%	65%		Okanagan	Christianity	
	Okinawan, Ryukyuan	4,400	0.20%	2%	Y	Okinawan, Central	Ethnic Religions	
10 Oct.	Omaha	600	4%	65%		Omaha-Ponca	Christianity	
	Oneida	12,000	10%	65%		Oneida	Christianity	
11 Oct.	Onondaga	1,700	4%	65%		Onondaga	Christianity	
	Oodham	21,000	13%	65%		Tohono O'odham	Christianity	
12 Oct.	Oriya	1,100	0.50%	4%	Y	Odia	Hinduism	
	Oromo, Tulama	50,000	20%	50%		Oromo, W. Central	Christianity	
13 Oct.	Osage	9,800	3%	60%		English	Christianity	
	Otoe	1,900	3%	65%		English	Christianity	
14 Oct.	Ottawa	7,900	3%	60%		Ottawa	Christianity	
	Paiute, Northern	7,100	8%	65%		Paiute, Northern	Christianity	
15 Oct.	Paiute, Southern	6,800	9%	65%		Ute-Southern Paiute	Christianity	






**USA -- DAILY PRAYER GUIDE FOR ALL PEOPLE GROUPS & UNREACHED PEOPLE GROUPS**

PRAY DAILY:	PEOPLE GROUP NAME:	POPULATION IN THE USA:	% - PERCENT EVANGELICAL:	% - PERCENT CHRISTIAN:	JP-LR:	PRIMARY LANGUAGE:	PRIMARY RELIGION:	PHOTOS OF PEOPLE GROUPS:
16 Oct.	Palauan	5,200	23.90%	96%		Palauan	Christianity	
	Pampango	5,100	2%	75%		Pampangano	Christianity	
	Panamint	100	1%	20%		English	Ethnic Religions	
17 Oct.	Pangasinense	1,800	9%	98%		Pangasinan	Christianity	
	Parsee	19,000	0%	0%	Y	Parsi	Parsee	
18 Oct.	Part-Indian	324,000	7%	95%		English	Christianity	
	Pashtun, Northern	51,000	0%	0%	Y	Pashto, Northern	Islam	
19 Oct.	Passamaquoddy, Malecite	2,500	3%	60%		Malecite-Passamaquoddy	Christianity	Persian
	Pawnee	2,800	6%	60%		English	Christianity	
20 Oct.	Persian	342,000	0.30%	2%	Y	Persian, Iranian	Islam	
	Peruvian	324,000	15%	96%		Spanish	Christianity	
21 Oct.	Phu Thai	55,000	0.10%	1%	Y	Phu Thai	Buddhism	
	Pima Bajo, Chihuahua	23,000	1%	95%		Pima Bajo	Christianity	
22 Oct.	Pingilapese	500	19%	100%		Pingilapese	Christianity	
	Polish	736,000	0.30%	90%		Polish	Christianity	
23 Oct.	Polynesian	4,000	20%	100%		English	Christianity	
	Pomo	6,000	2%	80%		English	Christianity	
24 Oct.	Ponapean	700	20%	95%		Pohnpeian	Christianity	
	Portuguese	620,000	3%	94%		Portuguese	Christianity	
25 Oct.	Potawatomi	21,000	6%	65%		Potawatomi	Christianity	
	Powhatan	4,400	4%	65%		English	Christianity	
26 Oct.	Pueblo, Zuni	11,000	1%	15%		Zuni	Ethnic Religions	
	Puerto Ricans, White	3,917,000	25.20%	95%		Spanish	Christianity	Portuguese
27 Oct.	Puget, Southern	1,500	4%	65%		South. Lushootseed	Christianity	
	Puinave	300	25%	60%		Puinave	Christianity	
28 Oct.	Punjabi	151,000	0.10%	1%	Y	Punjabi, Eastern	Sikh	
	Purepecha	800	2%	93%		Purepecha	Christianity	
29 Oct.	Purepecha, Sierra Occidental	50,000	5%	45%		Purepecha, W. Highland	Ethnic Religions	
	Quapaw, Arkansas	200	4%	50%		English	Christianity	
30 Oct.	Quechan, Kechan	3,300	5%	60%		Quechan	Christianity	
	Quechua	1,100	13%	90%		Quechua, S. Bolivian	Christianity	

**USA -- DAILY PRAYER GUIDE FOR ALL PEOPLE GROUPS & UNREACHED PEOPLE GROUPS**







PRAY DAILY:	PEOPLE GROUP NAME:	POPULATION IN THE USA:	% - PERCENT EVANGELICAL:	% - PERCENT CHRISTIAN:	JP-LR:	PRIMARY LANGUAGE:	PRIMARY RELIGION:	PHOTOS OF PEOPLE GROUPS:	
31 Oct.	Quileute	500	5%	50%		English	Christianity		
	Quinault Lower Chehalis	2,100	5%	55%		English	Christianity		
1 Nov.	Romani, Carpathian	27,000	5%	70%		Romani, Carpathian	Christianity		
	Romani, Romanichal	162,000	9%	65%		English	Christianity		
2 Nov.	Romani, Scottish Traveller	300	1.50%	65%		Traveller Scottish	Christianity		
	Romani, Sinte	1,500	4%	65%		Romani, Sinte	Christianity		
3 Nov.	Romani, Vlax	259,000	6%	70%		Romani, Vlax	Christianity		
	Romanian	122,000	5.40%	97%		Romanian	Christianity		Romani, Vlax
4 Nov.	Rumsen, Costanoan	5,100	6%	80%		English	Christianity		
	Russian	777,000	1.20%	67%		Russian	Christianity		
5 Nov.	Sahaptin, Northeast	1,000	4%	65%		Walla Walla	Christianity		
	Saint Lucian	19,000	14.50%	95%		Saint Lucian Creole French	Christianity		
6 Nov.	Salinan	200	15%	65%		English	Christianity		
	Salvadorians	952,000	26%	95%		Spanish	Christianity		
7 Nov.	Samoan, American	119,000	18%	97%		Samoan	Christianity		
	Sauk-Fox, Mesquakie	800	5%	65%		Meskwaki	Christianity		
8 Nov.	Scots, Gaelic	400	8%	65%		Scottish Gaelic	Christianity		
	Senaya	500	0.50%	65%		Senaya	Christianity		
9 Nov.	Seneca	1,000	4%	65%		Seneca	Christianity		
	Serb	47,000	0.60%	80%		Serbian	Christianity		
10 Nov.	Serrano	1,000	4%	55%		English	Christianity		
	Shawnee	12,000	5%	60%		Shawnee	Christianity		
11 Nov.	Sherpa	500	0%	0%	Y	Sherpa	Buddhism		
	Shilluk	5,800	12%	45%		Shilluk	Ethnic Religions		
12 Nov.	Shoshoni	8,400	10%	65%		Shoshoni	Christianity		
	Sindhi	5,900	0.08%	1%	Y	Sindhi	Hinduism		
13 Nov.	Sinhalese	41,000	1.20%	4%	Y	Sinhala	Buddhism		
	Skagit	500	3%	65%		English	Christianity		
14 Nov.	Slovak	42,000	1.20%	93%		Slovak	Christianity		
	Slovene	8,600	0.10%	54%		Slovene	Christianity		
15 Nov.	Snohomish	1,100	4%	50%		English	Christianity	Samoan, American	

**USA -- DAILY PRAYER GUIDE FOR ALL PEOPLE GROUPS & UNREACHED PEOPLE GROUPS**

PRAY DAILY:	PEOPLE GROUP NAME:	POPULATION IN THE USA:	% - PERCENT EVANGELICAL:	% - PERCENT CHRISTIAN:	JP-LR:	PRIMARY LANGUAGE:	PRIMARY RELIGION:	PHOTOS OF PEOPLE GROUPS:
16 Nov.	Somali	82,000	0%	0%	Y	Somali	Islam	
	Somali Bantu	51,000	0.01%	0.01%	Y	Maay	Islam	
	Soninke	5,400	0.50%	1%	Y	Soninke	Islam	
17 Nov.	Sorb, Lower Lusatian	100	1%	70%		Sorbian, Lower	Christianity	
	South American, Mestizo	2,938,000	19%	95%		Spanish	Christianity	
18 Nov.	South Asian, Bengali	140,000	0%	1%	Y	Bengali	Islam	
	South Asian, general	346,000	1%	10%		Hindi	Hinduism	
19 Nov.	Spaniard	671,000	1%	77%		Spanish	Christianity	Somali
	Spokane	1,500	3%	65%		English	Christianity	
20 Nov.	Straits Salish, Saanich	15,000	16%	85%		English	Christianity	
	Sumu	6,200	2%	75%		Mayangna	Christianity	
21 Nov.	Surinamese Creole, Sranan	6,500	5%	85%		Sranan Tongo	Christianity	
	Swahili	59,000	12%	25%		Swahili	Islam	
22 Nov.	Swazi	600	18%	80%		Swati	Christianity	South Asian, gen.
	Swedish	70,000	6.90%	57%		Swedish	Christianity	
23 Nov.	Syrian Aramaic, Turoyo	5,400	2%	95%		Turoyo	Christianity	
	Tahitian	1,300	10%	97%		Tahitian	Christianity	
24 Nov.	Tai Dam	4,200	0.10%	1%	Y	Tai Dam	Ethnic Religions	
	Tai Don, White Tai	13,000	0%	0%	Y	Tai Don	Ethnic Religions	
25 Nov.	Tai Lue	4,400	0%	0.50%	Y	Lu	Buddhism	
	Tajik	2,000	0.30%	0.40%	Y	Tajik	Islam	
26 Nov.	Tamil, Hindu	89,000	0.50%	6%		Tamil	Hinduism	Spaniard
	Tanacross	200	3%	50%		Tanacross	Christianity	
27 Nov.	Tanaina	1,000	4%	60%		Tanaina	Christianity	
	Tanana	500	1%	65%		Tanana, Lower	Christianity	
28 Nov.	Tatar	11,000	0%	1%	Y	Tatar	Islam	
	Tay	700	0.50%	20%		Tay	Ethnic Religions	
29 Nov.	Telugu	90,000	0.60%	3%	Y	Telugu	Hinduism	
	Tenino, Warm Springs	1,500	4%	65%		Tenino	Christianity	
30 Nov.	Tewa	4,900	6%	65%		Tewa	Christianity	Thai, Central
	Thai, Central	181,000	0.20%	0.50%	Y	Thai	Buddhism	



**USA -- DAILY PRAYER GUIDE FOR ALL PEOPLE GROUPS & UNREACHED PEOPLE GROUPS**

PRAY DAILY:	PEOPLE GROUP NAME:	POPULATION IN THE USA:	% - PERCENT EVANGELICAL:	% - PERCENT CHRISTIAN:	JP-LR:	PRIMARY LANGUAGE:	PRIMARY RELIGION:	PHOTOS OF PEOPLE GROUPS:	
1 Dec.	Thai, Isan	84,000	0.10%	2%	Y	Thai, Northeastern	Buddhism		
	Tibetan, Central	4,800	0.02%	0.02%	Y	Tibetan, Central	Buddhism		
2 Dec.	Tigrai, Tigrinya	20,000	4%	95%		Tigrigna	Christianity		
	Tiwa, Northern	1,900	4%	60%		Tiwa, Northern	Christianity		
3 Dec.	Tiwa, Southern	3,500	6%	70%		Tiwa, Southern	Christianity		
	Tlapaneco, Acatepec	1,200	1.50%	94%		Me'phaa, Acatepec	Christianity		
4 Dec.	Tlingit	16,000	20%	65%		Tlingit	Christianity		Thai, Isan
	Tolowa	1,100	12%	75%		English	Christianity		
5 Dec.	Tongan	45,000	15.50%	96%		Tongan	Christianity		
	Tongva, Gabrielino	500	5%	70%		English	Christianity		
6 Dec.	Tonkawa	200	2%	60%		English	Christianity	Trinidadian	
	Trinidadian	99,000	20%	66%		English	Christianity		
7 Dec.	Triqui, Copala	8,500	1%	96%		Triqui, Copala	Christianity		
	Trukese	3,400	20%	95%		Chuukese	Christianity		
8 Dec.	Tsimshian, Zimshian	2,500	15%	94%		Tsimshian	Christianity	Trinidadian	
	Tubatulabal	1,000	12%	70%		English	Christianity		
9 Dec.	Tunica	200	3%	50%		English	Christianity		
	Turk	380,000	0.50%	3%	Y	Turkish	Islam		
10 Dec.	Turk, Meskhetian	9,600	0%	0%	Y	English	Islam	Turk	
	Tuscarora	1,400	5%	50%		English	Christianity		
11 Dec.	Twana	500	3%	70%		English	Christianity		
	Tzeltal, Oxchuc	1,400	45%	92%		Tzeltal	Christianity		
12 Dec.	Tzotzil, Chamula	2,500	6%	96%		Tzotzil	Christianity	Ukrainian	
	Uduk	400	4%	25%		Uduk	Ethnic Religions		
13 Dec.	Ukrainian	138,000	3.80%	79%		Ukrainian	Christianity		
	Ulithian	100	22%	98%		Ulithian	Christianity		
14 Dec.	Unami	16,000	8%	65%		English	Christianity	Ukrainian	
	Upland Yuman	8,300	12%	65%		Havasupai-Walapai-Yavapai	Christianity		
15 Dec.	Upper Chinook	1,100	3%	60%		English	Christianity	Ukrainian	
	Upper Kuskokwim, Ingalik	200	2%	60%		Kuskokwim, Upper	Christianity		
16 Dec.	Upper Tanana	400	1%	50%		Tanana, Upper	Christianity	Ukrainian	





### **Why Should We Pray For Unreached People Groups?**

- \* **Missions & salvation of all people is God's plan, God's will, God's heart, God's dream, Gen. 3:9,15!**
- \* **In the Great Commissions Jesus commanded us to reach all peoples in the world, Matt. 28:19-20!**
- \* **Jesus commanded us to pray to Him to send workers into the harvest, Luke 10:2!**
- \* **People without Jesus are eternally lost, & Jesus is the only Name who can save them, John 14:6!**
- \* **We have been given "the ministry & message of reconciliation", in Christ, 2 Cor. 5:18-20!**
- \* **If we love Jesus, we will want to obey and please Him, John 14:15!**
- \* **Jesus' return is intimately tied to reaching all people groups, Matt. 24:14; Rev. 7:9!**

### **How Should We Pray for Unreached People Groups?**

- \*\* **Pray for great outpouring of God's Spirit on the people group bringing conviction of sin!**
- \*\* **Pray for clear, biblical dreams and visions and revelations of Jesus drawing people to Him!**
- \*\* **Pray for powerful signs and wonders of healing, deliverance and miracles!**
- \*\* **Pray for great revival on the Church to cleanse, empower and send them out to the lost!**
- \*\* **Pray that God will send more workers into His harvest in obedience to Luke 10:2!**
- \*\* **Pray for great people movements to Christ and Church Planting Movements!**
- \*\* **Pray that new converts will be biblically disciplined and will grow in Jesus!**

### **God answers prayer for UPGs! An example are the Cholanaikkans of Kerala, South India!**

**\*\*\* In the late 1960s the Cholanaikkans of Kerala, South India were discovered living naked in caves and completely unreached. Local Kerala Christians began praying for them and sent church planting teams to reach them. Within a few years the Cholanaikkans' lives improved, many became believers in Jesus, and a church was built with half the Cholanaikkans attending, PTL!**

**Jesus said in Luke 10:2,  
"The harvest is plentiful,  
but the workers are few.  
Ask the Lord of the harvest,  
therefore, to send out workers  
into his harvest field."**