
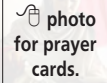


































PRAY

for the Muslims of the Francophone World

Ramadan ☞ May 15–June 14, 2018



Sunday	Monday	Tuesday	Wednesday	Thursday	Friday	Saturday
	 country & people group in PDF for more.  photo for prayer cards.	15  France Algerian, Arabic-speaking 470,000 0.60% (0.10%)	16  Comoros Comorian, Ndzwani 337,000 0.60% (0.20%)	17  Guinea Susu 1,464,000 0.20% (0.02%)	18  Niger Tuareg, Air 361,000 0.20% (0.20%)	19  Chad Zaghawa 142,000 0.00% (0.00%)
20  Chad Kuka 122,000 0.00% (0.00%)	21  Senegal Wolof 5,640,000 1.00% (0.00%)	22  Burundi Swahili 12,000 0.00% (0.00%)	23  Côte d'Ivoire Jula, Dyula 2,623,000 0.00% (0.00%)	24  Mali Soninke 1,569,000 0.01% (0.00%)	25  Benin Bariba, Baatoumba 725,000 16.40% (13.00%)	26  Guinea Yalunka 114,000 0.30% (0.17%)
27  Tunisia Arab, Tunisian 10,354,000 0.22% (0.00%)	28  Belgium Arab Moroccan 88,000 0.10% (0.07%)	29  Algeria Bedouin, Tajakant 1,638,000 0.00% (0.00%)	30  Mayotte Bushi 60,000 Unknown	31  Mauritania Moor (Maure) 3,394,000 0.07% (0.07%)	1  Switzerland Turk 70,000 0.00% (0.00%)	2  Benin Dendi, Dandawa 203,000 0.07% (0.02%)
3  Chad Bilala 209,000 Unknown	4  Burkina Faso Bobo Madare 476,000 0.02% (0.01%)	5  Djibouti Afar 296,000 0.03% (0.00%)	6  Lebanon Syrian Arab 112,000 6.50% (0.10%)	7  Togo Ffulde, Benin-Togo 102,000 0.50% (0.30%)	8  Senegal Soninke, Serahulil 290,000 2.00% (0.05%)	9  Lebanon Syrian Arab 112,000 6.50% (0.10%)
10  Morocco Berber, Warain 301,000 0.01% (Unknown)	11  Niger Kanuri, Manga 578,000 0.00% (0.00%)	12  France Bambara 129,000 3.00% (0.10%)	13  Belgium Berber, Shawia 39,000 0.10% (0.07%)	14  Niger Zarma 3,424,000 0.20% (0.10%)	This resource provided by:  Bibles & Literature in French USA PO Box 629 Wheaton, Illinois 60187 info@blfusa.org <i>Statistics: joshuaproject.net</i>	